



Elementary Schools

Parent Climate Survey
2022-23



Report created by
Panorama Education



Summary

Topic Description	Results	Comparison
Communication with School	92% ▲2 since last survey	87% Washoe County School District
Family Efficacy How confident families are with regard to key parenting skills.	76% ▲1 since last survey	72% Washoe County School District
Learning Behaviors Families' perceptions of their child's learning-related behaviors.	60% 0 since last survey	57% Washoe County School District
Physical Safety	93% 0 since last survey	86% Washoe County School District
Quality Education	91% 0 since last survey	86% Washoe County School District
Relationships / Respect	93% ▲2 since last survey	87% Washoe County School District
School Fit Families' perceptions of how well a school matches their child's developmental needs.	71% 0 since last survey	63% Washoe County School District



Supportive Place

89%

▲ 2

since last survey

82%

Washoe County School
District

3,508 responses



Communication with School

Your average

92%

3,508 responses

Change

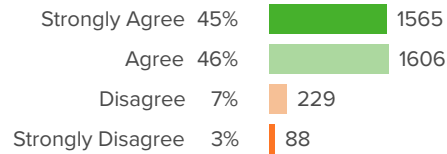
▲ 2

since last survey

District average: **87%** Washoe County School District

How did people respond?

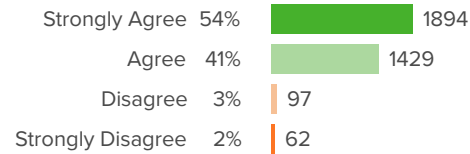
Q.1: I am kept informed about my child's ongoing learning and progress.



▲ 1 from last survey

Favorable: **91%**

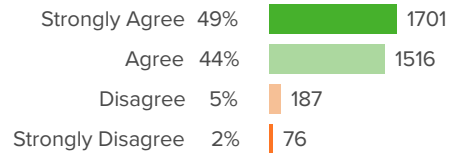
Q.2: My child's teacher(s) are available to discuss my child's learning needs with me.



▲ 1 from last survey

Favorable: **95%**

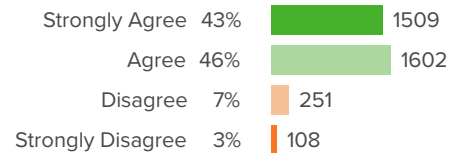
Q.3: I am kept informed about my child's behavior.



▲ 0 from last survey

Favorable: **92%**

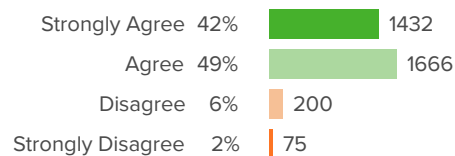
Q.4: I am satisfied with the opportunities for me to be involved in my child's school.



▲ 5 from last survey

Favorable: **90%**

Q.5: Teachers at my child's school update grades and assignments on the Infinite Campus Parent Portal at least twice a month.



▲ 1 from last survey

Favorable: **92%**



Demographics

How did people respond?

Q.1: What grade is your child currently in at this school? (Please select only ONE)

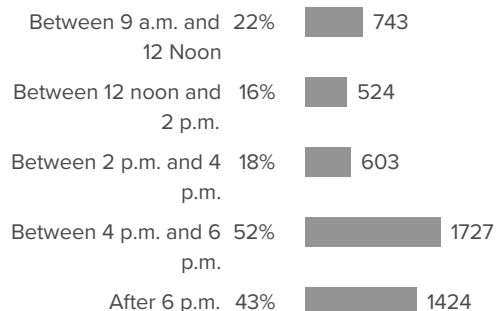
Pre-Kindergarten	3%	104
Kindergarten	15%	503
1st Grade	17%	585
2nd Grade	15%	533
3rd Grade	18%	637
4th Grade	18%	608
5th Grade	14%	488
6th Grade	0%	2
7th Grade	0%	0
8th Grade	0%	0
9th Grade	0%	0
10th Grade	0%	0
11th Grade	0%	0
12th Grade	0%	1

Q.2: What is your race or ethnicity? (Please select only ONE.)

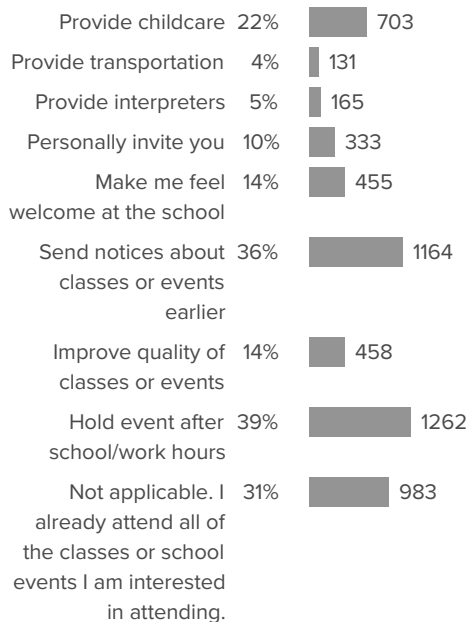
Multi-racial	10%	355
Asian	5%	164
Black or African-American	2%	62
Hispanic or Latino	28%	964
Native American	2%	69
Pacific Islander	1%	47
White	51%	1763



Q.3: What is the best time of day for you to attend school workshops or events? (Please SELECT ALL THAT APPLY)



Q.4: What can your child's school do to help make it easier to attend classes or events that might interest you? (Please SELECT ALL THAT APPLY)





Family Efficacy

Your average

76%

3,508 responses

Change

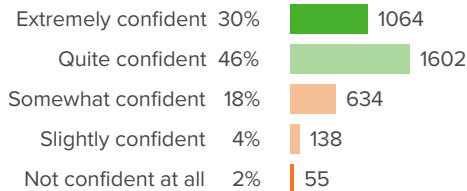
▲ 1

since last survey

District average: **72%** Washoe County School District

How did people respond?

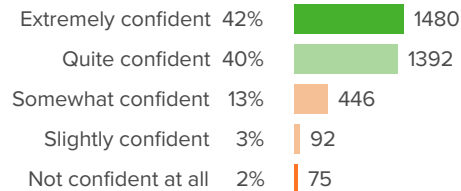
Q.1: How confident are you that you can help your child develop good friendships?



▲ 1 from last survey

Favorable: **76%**

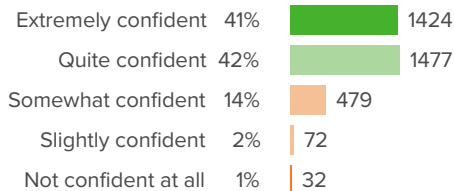
Q.2: How confident are you in your ability to make choices about your child's schooling?



▲ 0 from last survey

Favorable: **82%**

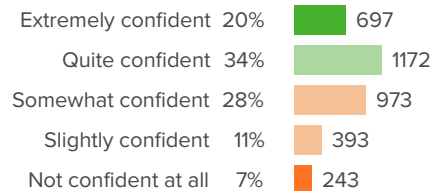
Q.3: How confident are you that you can motivate your child to try hard in school?



▲ 0 from last survey

Favorable: **83%**

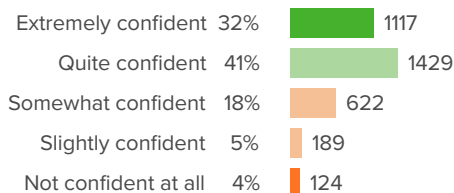
Q.4: How confident are you in your ability to connect with other parents?



▲ 3 from last survey

Favorable: **54%**

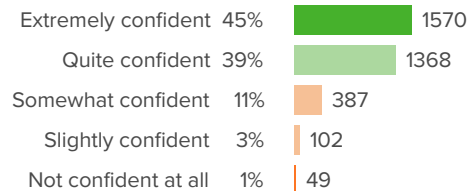
Q.5: How confident are you in your ability to make sure your child's school meets your child's learning needs?



▲ 1 from last survey

Favorable: **73%**

Q.6: How confident are you in your ability to support your child's learning at home?

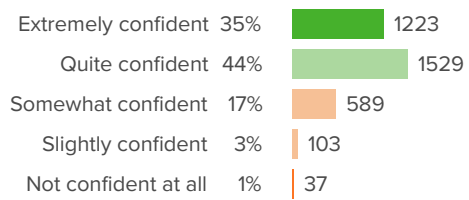


▲ 1 from last survey

Favorable: **85%**



Q.7: How confident are you in your ability to help your child deal with his/her emotions appropriately?



▲ 0 from last survey

Favorable: **79%**



Learning Behaviors

Your average

60%

3,508 responses

Change

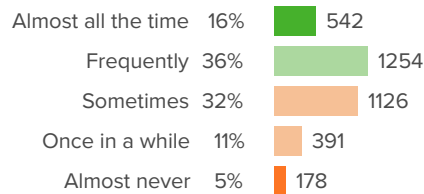
0

since last survey

District average: **57%** Washoe County School District

How did people respond?

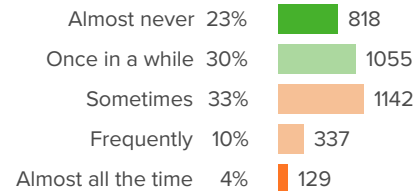
Q.1: How often does your child read for fun?



▼ 2 from last survey

Favorable: **51%**

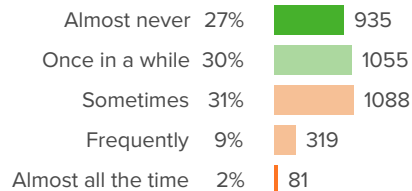
Q.2: How often does your child struggle to get organized for school?



▼ 2 from last survey

Favorable: **54%**

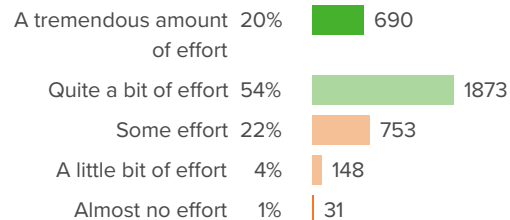
Q.3: How often does your child give up on learning activities that s/he finds hard?



▼ 1 from last survey

Favorable: **57%**

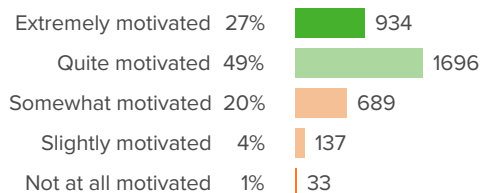
Q.4: How much effort does your child put into school-related tasks?



▲ 2 from last survey

Favorable: **73%**

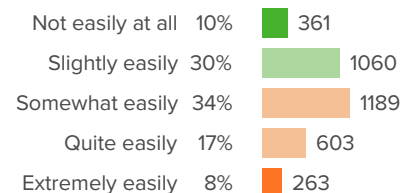
Q.5: How motivated is your child to learn the topics covered in class?



▲ 0 from last survey

Favorable: **75%**

Q.6: When working on school activities at home, how easily is your child distracted?

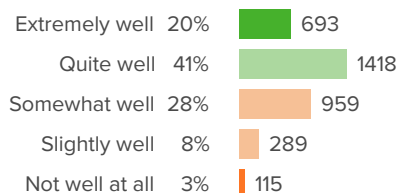


▲ 1 from last survey

Favorable: **41%**



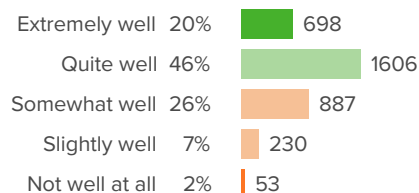
Q.7: On average, how well does your child work independently on learning activities at home?



▲ 1 from last survey

Favorable: **61%**

Q.8: In general, how well does your child learn from feedback about his/her work?



▲ 1 from last survey

Favorable: **66%**

Physical Safety

Your average

93%

3,508 responses

Change

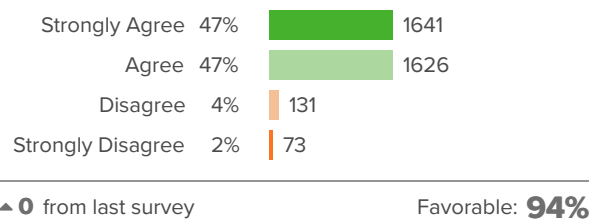
0

since last survey

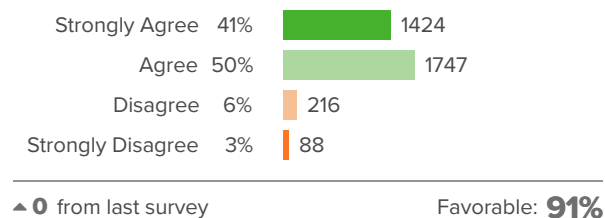
District average: **86%** Washoe County School District

How did people respond?

Q.1: My child feels safe inside the school building.



Q.2: My child feels safe outside, on the school grounds.





Quality Education

Your average

91%

3,508 responses

Change

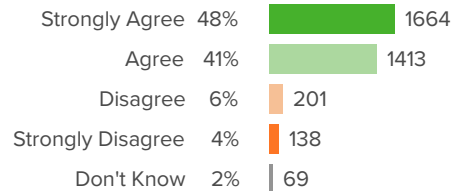
0

since last survey

District average: **86%** Washoe County School District

How did people respond?

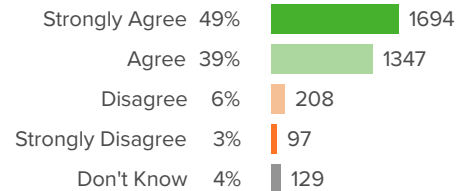
Q.1: My child is receiving the kind of instruction that is appropriate for his or her abilities.



▲ 1 from last survey

Favorable: **90%**

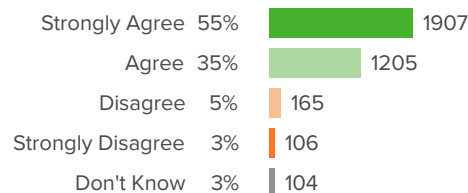
Q.2: My child's teacher(s) set high expectations for my child's individual learning.



▲ 1 from last survey

Favorable: **91%**

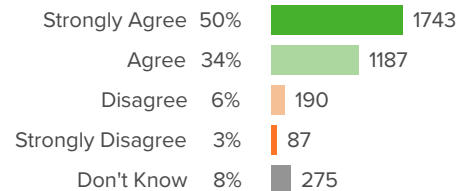
Q.3: My child's teacher(s) provide my child with all of the accommodations needed to do well in his or her classes.



▲ 0 from last survey

Favorable: **92%**

Q.4: If my child needs extra help, the teacher(s) are available.



▲ 0 from last survey

Favorable: **91%**



Relationships / Respect

Your average

93%

3,508 responses

Change

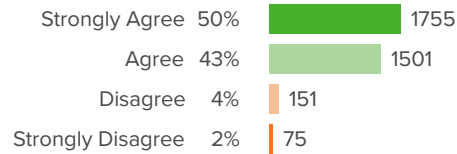
▲ 2

since last survey

District average: **87%** Washoe County School District

How did people respond?

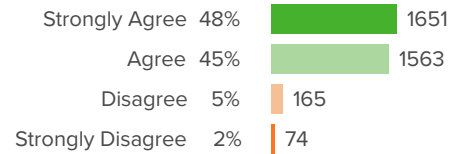
Q.1: Staff at my child's school really care about my child.



▲ 2 from last survey

Favorable: **94%**

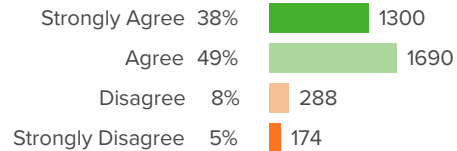
Q.2: My child has at least one staff member at the school in whom they can confide.



▲ 1 from last survey

Favorable: **93%**

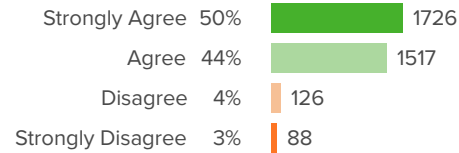
Q.3: The rules and expectations for behavior are the same for every student at my child's school.



▲ 2 from last survey

Favorable: **87%**

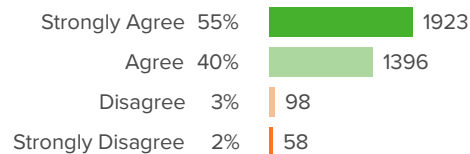
Q.4: My child is treated fairly by all teachers and staff, no matter his or her race, cultural, or family background.



▲ 2 from last survey

Favorable: **94%**

Q.5: I have at least one staff member I can contact when I want to discuss my child's education.



▲ 1 from last survey

Favorable: **96%**

School Fit

Your average

71%

3,508 responses

Change

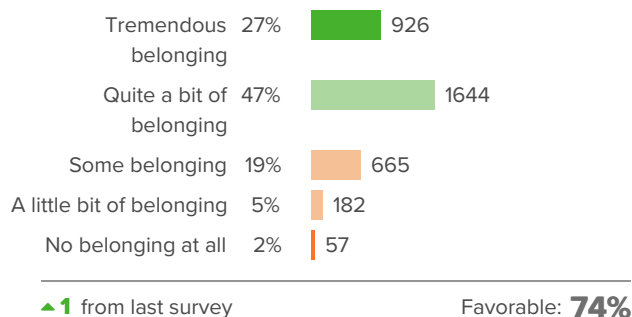
0

since last survey

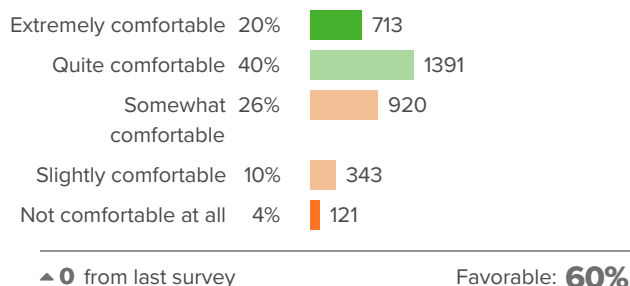
District average: **63%** Washoe County School District

How did people respond?

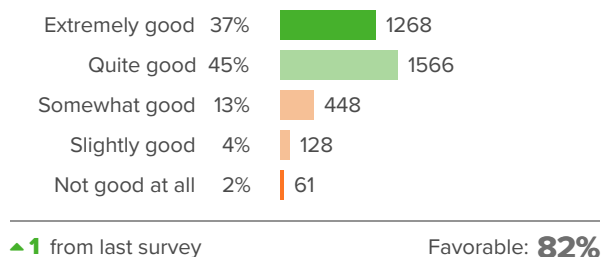
Q.1: How much of a sense of belonging does your child feel at his/her school?



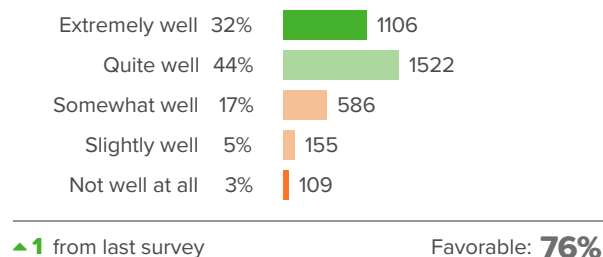
Q.2: How comfortable is your child in asking for help from school adults?



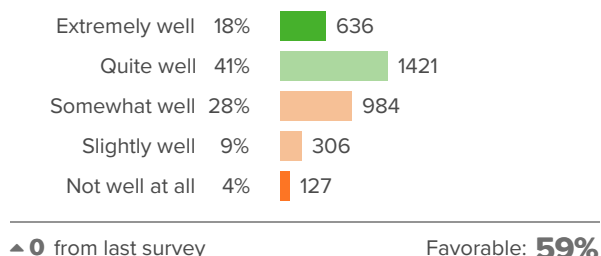
Q.3: Given your child's cultural background, how good a fit is his/her school?



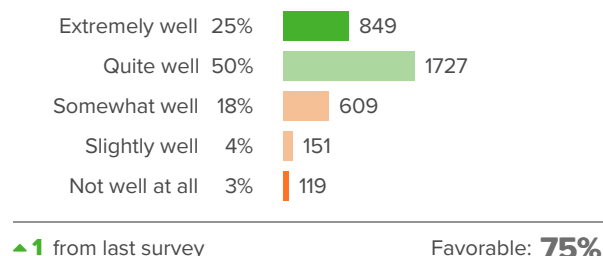
Q.4: How well do you feel your child's school is preparing him/her for his/her next academic year?



Q.5: How well do the activities offered at your child's school match his/her interests?

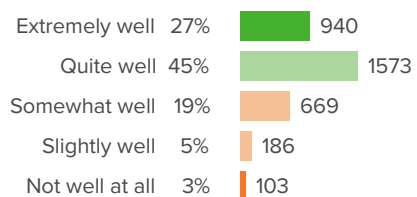


Q.6: At your child's school, how well does the overall approach to discipline work for your child?





Q.7: How well do the teaching styles of your child's teachers match your child's learning style?



▼ 1 from last survey

Favorable: **72%**



Supportive Place

Your average

89%

3,508 responses

Change

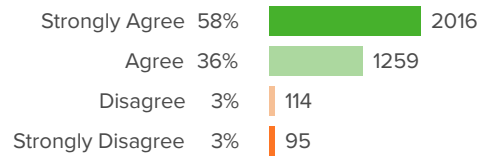
▲ 2

since last survey

District average: **82%** Washoe County School District

How did people respond?

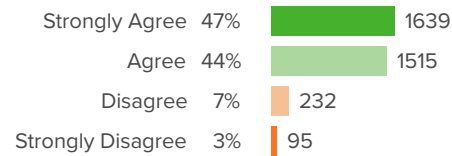
Q.1: School employees make me feel welcome at my child's school.



▲ 2 from last survey

Favorable: **94%**

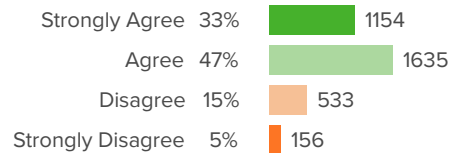
Q.2: School staff and I work together to create goals for my child.



▲ 2 from last survey

Favorable: **91%**

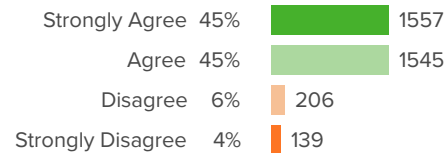
Q.3: My child's school seeks parent input about how to make the school better.



▲ 3 from last survey

Favorable: **80%**

Q.4: The principal makes decisions that are in the best interest of all the children at this school.



▲ 2 from last survey

Favorable: **90%**